

BOURGault

X30 Apollo | System



INGENUITY.

SIMPLICITY.

DURABILITY.

 **TOPCON**
Precision Agriculture

www.bourgault.com

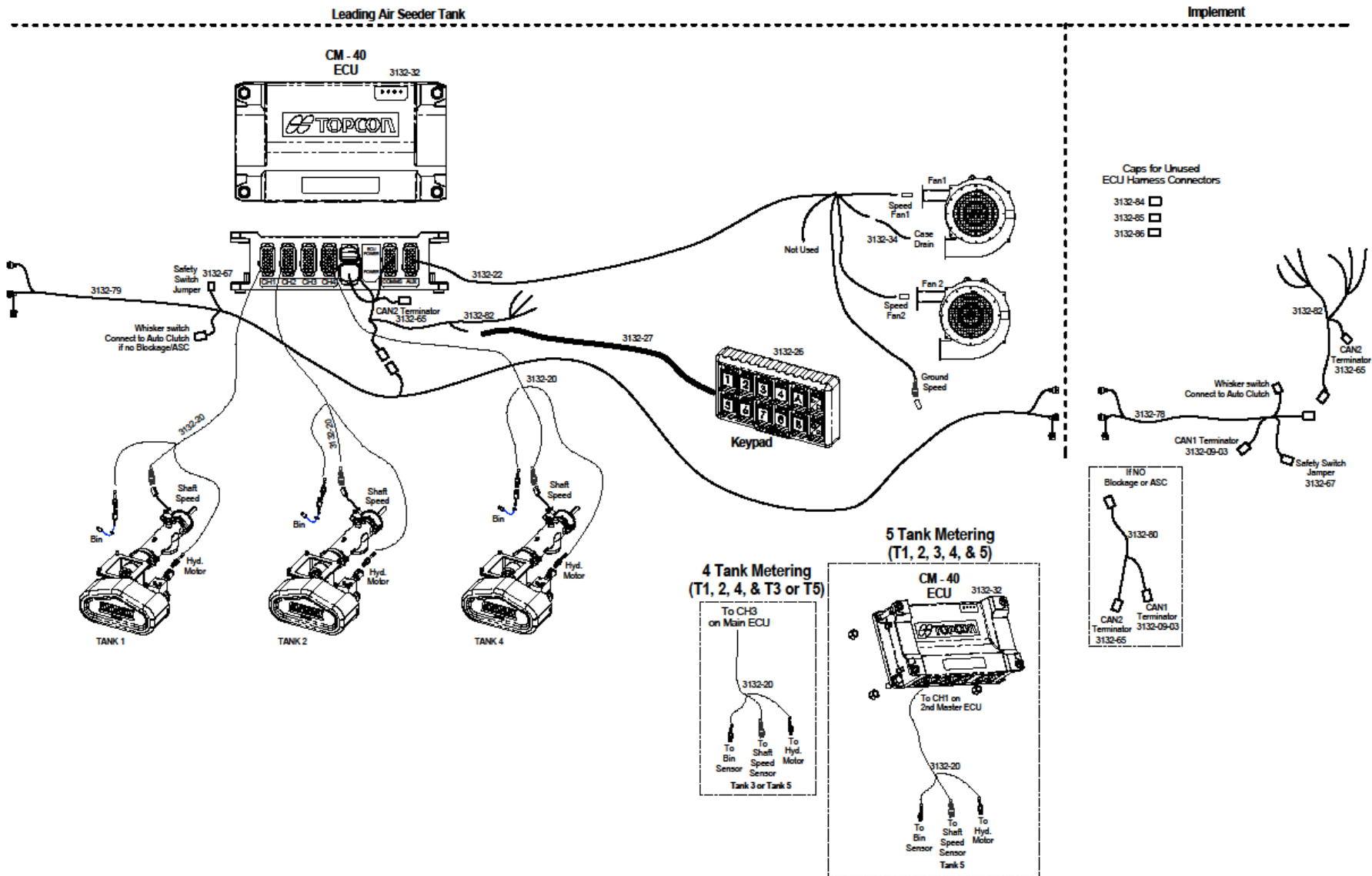


X30 System Components

Cross Tillage

Leading Tank







Main Tank Harness

Part # 3132-78

Topcon #1004998-01

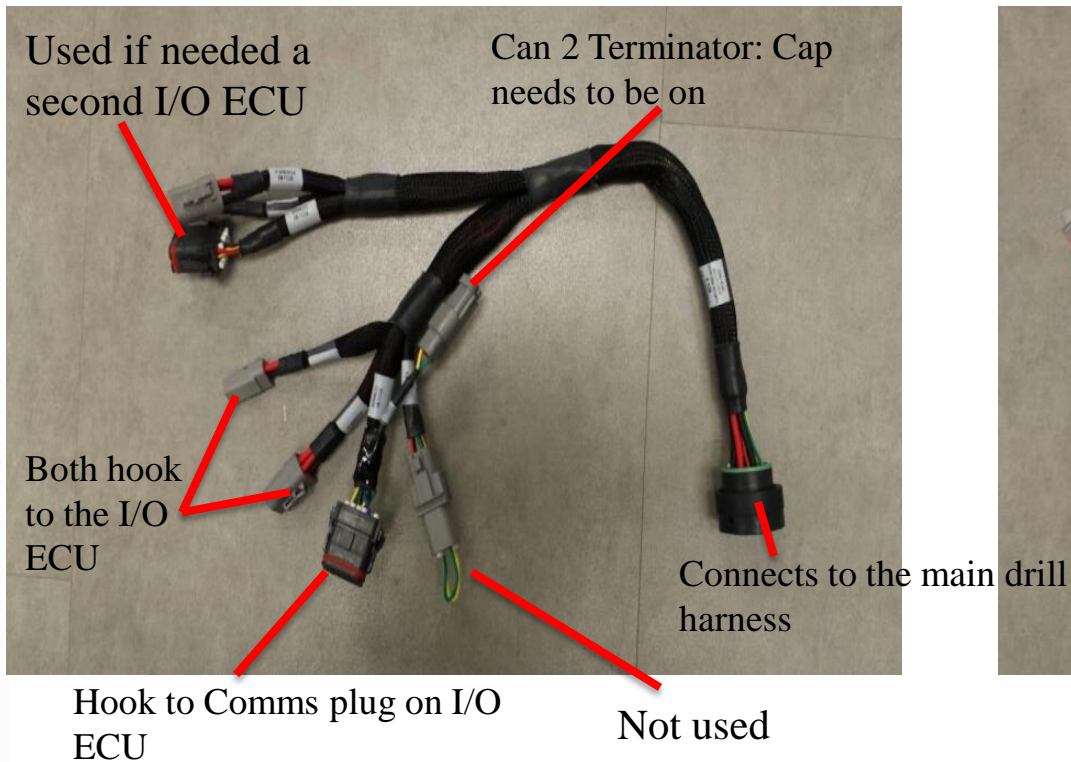


Connectors hook to the rear plate of the Leading tank.

Hooks to the breakout harness (3132-82)



Break out harness and I/O ECU for blockage, sectional control, NH3 and liquid




Breakout Harness
Part # 3132-82
Topcon #1005037-01

I/O ECU
Part# 3132-33
Topcon #1004253-01




Topcon blockage harness



Leads go to the blockage sensors.

Note: don't need the voltage adapter with the Apollo.



IN 1-14 IN 15-28

Plugs into the I/O on (IN 1-14) and if you have more than 16 sensors you will need another harness that will plug in on (IN 15-28)

Blockage harness
Part # 3132-46
Topcon #AGA5513



Note: if using old sensors you will need this jumper harness 3132-67



Auto clutch extension harness



This harness connects to the main tillage harness on the whisker connector. It will then run to the front to the solenoid on the 3320/3720 and to the proximity switch on the 5810/8910. **Note: with the Apollo system you will no longer need the relay.**

Part # 3132-63