

BOURGault

X30 Apollo | System



INGENUITY.

SIMPLICITY.

DURABILITY.

 **TOPCON**
Precision Agriculture

www.bourgault.com



X30 Apollo | System

X30 In Cab System Components Using the tractors ISO system.



X30 Monitor





X30 Monitor

- Monitor is 12.1 inches
- LINUX operating system – not windows
- Can-based communication. No serial ports
- New part number 3132-10





Note: please follow the shut down procedure and **DO NOT** hold button until display shuts down.



Reset Button

Next to the green power button there is a red button, that is used to reset the console when it freezes or can not be turned off in the normal way. Only use this method as a last resort.

Turning On

To turn on the X30 console, press and hold green power button (approximately 3 sec), located on the back of the console in the lower left corner.

Shutting Down

To shut down the console, briefly press the green ON/OFF button. The system will ask if you want to power down. Select YES to turn off or No to continue working




Fig 1



X30 power Harness

- Connects X30 3132-12-01 (fig1) harness to the battery
- Required if tractor does not have aux plug available.
- Bourgault part Number 3132-04-03
- Topcon Harness AGA4073




Fig 2
3132-04-03 harness

Hooks to the main X30 power harness



**X30 ISO ADAPTER
HARNESS 3132-62
Must remove CAN 1
Terminator and connect
this harness to 3132-12-01
harness see Fig 1**





In Cab Switchbox

Part number 3132-26

Topcon #AGA5504

The in cab switchbox hooks into harness 3132-41 seen in the picture.

Connects to Switchbox breakout
harness 3132-42 see fig 1



Fig 4
3132-26 and 3132-41



GPS Adapter Harness

- Connects receivers to Main X30 harness.
- Includes gender changer/ Null Modem
- Part number 3132-04-04
- Topcon Harness AGA4219




Fig 5
3132-04-04 harness



X30 Apollo | System

**Main Tractor Power
Harness For Apollo**
Part number; 3132-88
Topcon # 1004987-01

Power leads to the battery

Connects to power relay
3132-89 see Fig 7

Mounted at the rear of the
tractor with plate 5210-65



Fig 6
3132-08 harness



Relay For Main power Harness

Hooks into the main power harness (3132- 88)
and the battery connector harness (3132-87)

Part number: 3132-89

Topcon # 1004269-01



130 AMP relay

Fig 7
3132-89 Relay



Battery connector harness

Hooks to the battery and the relay.

Part number; 3231-87

Topcon # 1004955-01



110V power converter

- For use at home outside of the tractor
- Part number 3132-07

